

基金資料 Fund Information

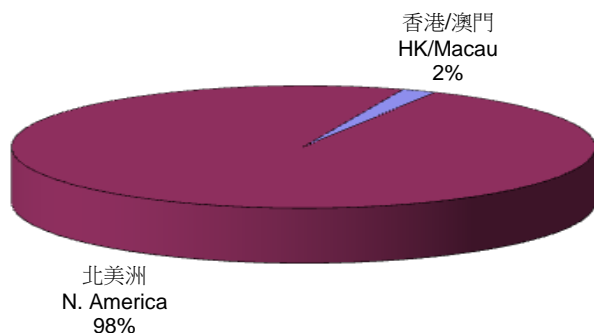
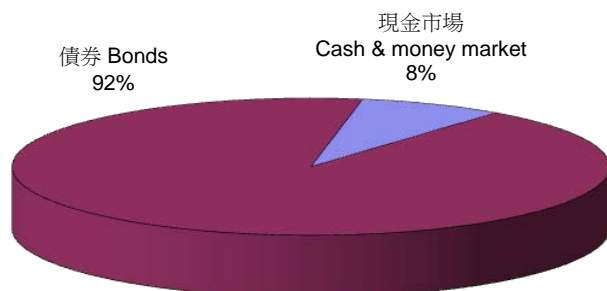
基金類別 Fund Type	保本基金 Guaranteed Fund
成立日期 Inception Date	28.11.2002
風險程度 Risk Level	低 Low
投資目標 Investment Objective	保障投資本金 Capital protection
資產組合 Asset Allocation	100% 債券及現金市場 Bonds & Money Market
綜合資產管理費 All-in-one Management Fee	1% p.a.

基金表現 Fund Performance

單位價格 Unit Price 31.03.2019 MOP124.28

年初至今 YTD	一年 1 Year	五年 5 Years	成立至今 Since Inception
0.66%	1.52%	4.08%	24.28%

資產分佈 Asset Allocation



十大資產 Top Ten Holdings	%
KCRC - MTN 2009 TRANCHE 1 REG S	1.3
KINGDOM OF BELGIUM 2014 EMTN SR	1.3
ROCHE HOLD-NOTES 2014	1.3
CPPIB CAPITAL- MTN 2017	1.3
MICROSOFT CORP. 2017 GLOBAL	1.3
KDB-NOTES 2016	1.3
PROVINCE OF ALBERTA 2018	1.3
JAPAN BANK FOR INT'L COOPERATION 2018	1.3
EIB 2017	1.3
PSA INTL PTE - EURO MTN 2010 SENIOR	1.2

注意：基金過往業績並不代表將來的表現。此投資表現報告內的資料以基金貨幣(澳門幣)計算。如欲獲取更多基金資料，請前往我們的網站 www.mic.com.mo 並登入閣下之退休基金帳戶。

Note: Past performance is not a guide to the future. All performance data in this report is in the currency of the fund (MOP). For more detailed fund information, please visit our website at www.mic.com.mo and login to your Pension Fund Account.

基金資料 Fund Information

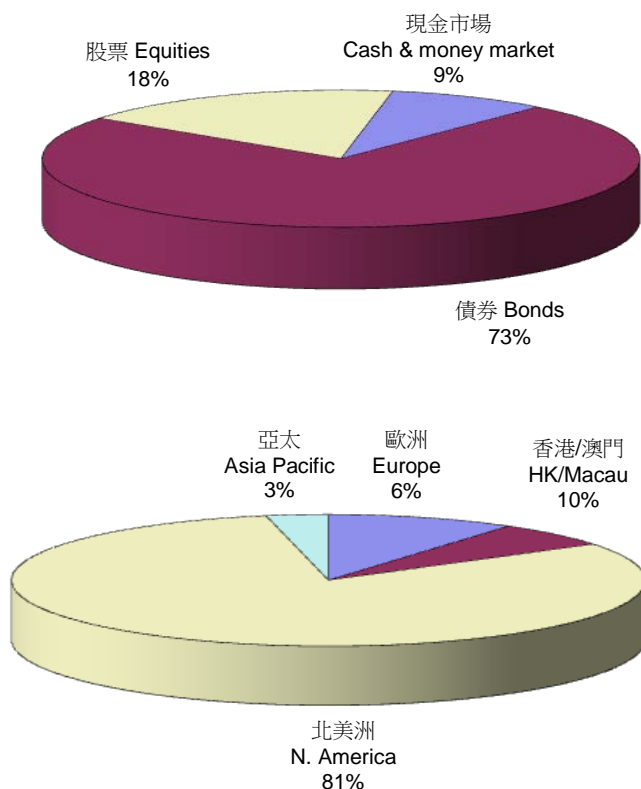
基金類別 Fund Type	穩定基金 Stable Fund
成立日期 Inception Date	17.12.2001
風險程度 Risk Level	低至中 Low / Medium
投資目標 Investment Objective	資本風險最小化 Minimized capital risk
資產組合 Asset Allocation	75% 債券及現金市場 Bonds & Money Market, 25% 股票 Equities
綜合資產管理費 All-in-one Management Fee	1% p.a.

基金表現 Fund Performance

單位價格 Unit Price 31.03.2019 MOP150.08

年初至今 YTD	一年 1 Year	五年 5 Years	成立至今 Since Inception
4.82%	3.96%	14.71%	50.08%

資產分佈 Asset Allocation



十大資產 Top Ten Holdings	%
BERKSHIRE HATH- NOTES 2016	2.5
MTN TOYOTA MOTOR CREDIT CORP. 2016	2.5
MTR CORP (CI) - ASSET BACKED SEC. 2016	2.4
THE LINK-MTN 2013	2.0
APPLE-NOTES 2014	2.0
WAL-MART STORES-NOTES 2014	2.0
NOTES SHELL INTL FINANCE BV 2015	1.9
PROVINCE OF BRITISH COLUMBIA 2011	1.9
MICROSOFT-NOTES 2015	1.9
NOTES DAIMLER FI. NORTH AMERICA LLC 2015	1.9

注意：基金過往業績並不代表將來的表現。基金價格可升可跌，投資者可能無法全數收回已投資的金額。此投資表現報告內的資料以基金貨幣(澳門幣)計算。如欲獲取更多基金資料，請前往我們的網站 www.mic.com.mo 並登入閣下之退休基金帳戶。

Note: Past performance is not a guide to the future. Unit price may fall as well as rise and investors may not get back the full amount invested. All performance data in this report is in the currency of the fund (MOP). For more detailed fund information, please visit our website at www.mic.com.mo and login to your Pension Fund Account.

「MPFM 穩定基金」退休基金 Pension Fund “MPFM Stable Fund”

投資表現報告 – 2019 年第 1 季
Performance Report – 1st Quarter 2019

基金資料 Fund Information

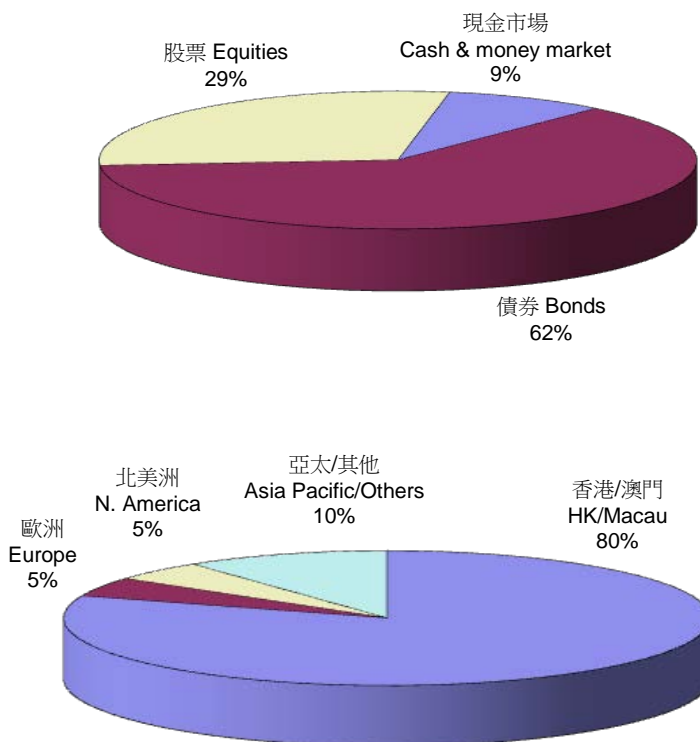
基金類別 Fund Type	穩定基金 Stable Fund
成立日期 Inception Date	04.11.2011
風險程度 Risk Level	低至中 Low / Medium
投資目標 Investment Objective	資本風險最小化 Minimized capital risk
資產組合 Asset Allocation	60-80% 債券及現金市場 Bonds & Money Market, 20-40% 股票 Equities
綜合資產管理費 All-in-one Management Fee	1% p.a.

基金表現 Fund Performance

單位價格 Unit Price 31.03.2019 MOP123.68

年初至今 YTD	一年 1 Year	五年 5 Years	成立至今 Since Inception
4.97%	1.01%	14.59%	23.68%

資產分佈 Asset Allocation



十大資產 Top Ten Holdings	%
HONG KONG GOVT BOND PROGRAMME-1.1%	1.9
HONG KONG GOVT BOND PROGRAMME-1.68%	1.5
HK SCIENCE & TECH PARKS-3.2%	1.3
TENCENT HOLDINGS LTD	1.3
MUFG BANK LTD/HONG KONG-3.01%	1.2
MTR CORP CI LTD-2.65%	1.2
AIA GROUP LTD	1.0
HANG SENG BANK LTD-3%	1.0
UOB HONG KONG-2.315%	0.9
HKCG FINANCE LTD-2.84%	0.9

注意：基金過往業績並不代表將來的表現。基金價格可升可跌，投資者可能無法全數收回已投資的金額。此投資表現報告內的資料以基金貨幣(澳門幣)計算。如欲獲取更多基金資料，請前往我們的網站 www.mic.com.mo 並登入閣下之退休基金帳戶。

Note: Past performance is not a guide to the future. Unit price may fall as well as rise and investors may not get back the full amount invested. All performance data in this report is in the currency of the fund (MOP). For more detailed fund information, please visit our website at www.mic.com.mo and login to your Pension Fund Account.

基金資料 Fund Information

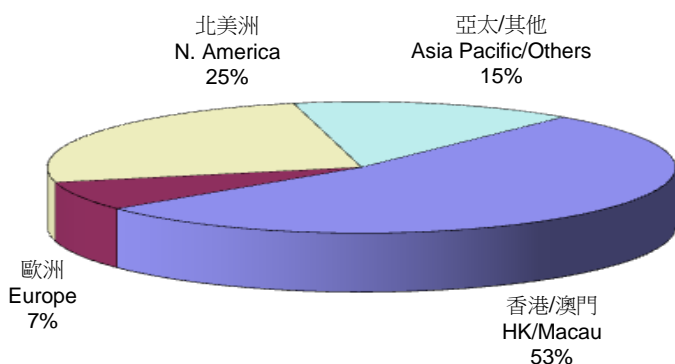
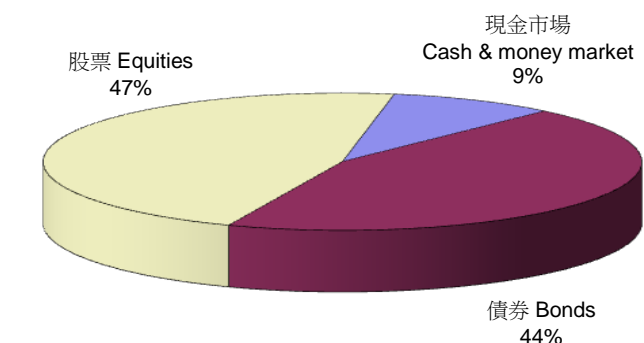
基金類別 Fund Type	均衡基金 Balanced Fund
成立日期 Inception Date	12.10.2006
風險程度 Risk Level	中 Medium
投資目標 Investment Objective	資本風險最小化 Minimized capital risk
資產組合 Asset Allocation	50% 債券及現金市場 Bonds & Money Market, 50% 股票 Equities
綜合資產管理費 All-in-one Management Fee	1% p.a.

基金表現 Fund Performance

單位價格 Unit Price 31.03.2019 MOP124.78

年初至今 YTD	一年 1 Year	五年 5 Years	成立至今 Since Inception
6.31%	1.89%	11.29%	24.78%

資產分佈 Asset Allocation



十大資產 Top Ten Holdings	%
HONG KONG GOVT BOND PROGRAMME-1.1%	1.3
HONG KONG GOVT BOND PROGRAMME-1.68%	1.0
HK SCIENCE & TECH PARKS-3.2%	0.9
MICROSOFT CORP.	0.9
MUFG BANK LTD/HONG KONG-3.01%	0.9
APPLE INC.	0.8
MTR CORP CI LTD-2.65%	0.8
AMAZON.COM INC.	0.7
HANG SENG BANK LTD-3%	0.7
ALPHABET INC.	0.7

注意：基金過往業績並不代表將來的表現。基金價格可升可跌，投資者可能無法全數收回已投資的金額。此投資表現報告內的資料以基金貨幣(澳門幣)計算。如欲獲取更多基金資料，請前往我們的網站 www.mic.com.mo 並登入閣下之退休基金帳戶。

Note: Past performance is not a guide to the future. Unit price may fall as well as rise and investors may not get back the full amount invested. All performance data in this report is in the currency of the fund (MOP). For more detailed fund information, please visit our website at www.mic.com.mo and login to your Pension Fund Account.

「MPFM 均衡基金」退休基金 Pension Fund “MPFM Balanced Fund”

投資表現報告 – 2019 年第 1 季
Performance Report – 1st Quarter 2019

基金資料 Fund Information

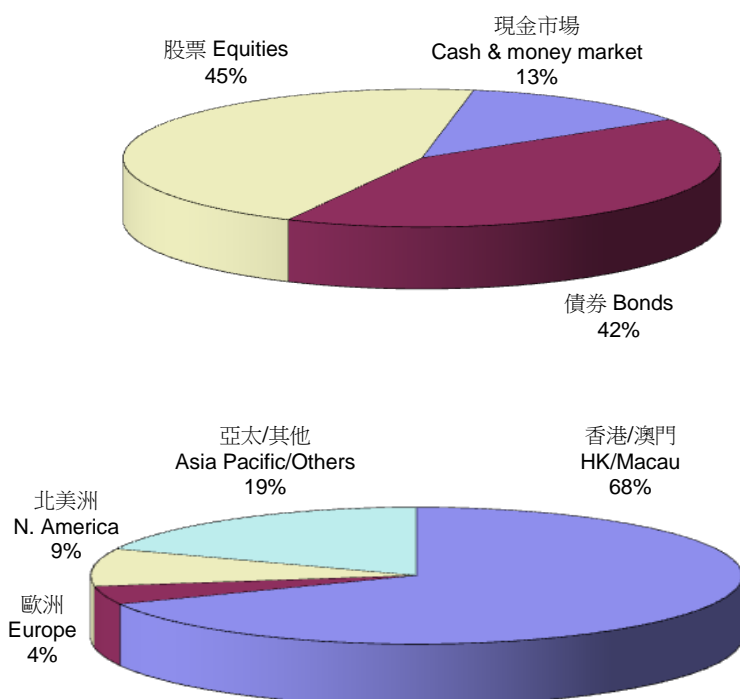
基金類別 Fund Type	均衡基金 Balanced Fund
成立日期 Inception Date	04.11.2011
風險程度 Risk Level	中 Medium
投資目標 Investment Objective	資本風險最小化 Minimized capital risk
資產組合 Asset Allocation	40-60% 債券及現金市場 Bonds & Money Market, 40-60% 股票 Equities
綜合資產管理費 All-in-one Management Fee	1% p.a.

基金表現 Fund Performance

單位價格 Unit Price 31.03.2019 MOP134.01

年初至今 YTD	一年 1 Year	五年 5 Years	成立至今 Since Inception
6.70%	-0.20%	20.83%	34.01%

資產分佈 Asset Allocation



十大資產 Top Ten Holdings	%
TENCENT HOLDINGS LTD	2.1
AIA GROUP LTD	1.6
HONG KONG GOVT BOND PROGRAMME-1.1%	1.3
PING AN INSURANCE GRP CO OF CHINA LTD-H	1.2
CHINA CONSTRUCTION BANK CORP-H	1.2
HONG KONG GOVT BOND PROGRAMME-1.68%	1.0
HK SCIENCE & TECH PARKS-3.2%	0.9
CHINA MOBILE LTD	0.8
ALIBABA GROUP HOLDING LIMITED-ADR	0.8
MUFG BANK LTD/HONG KONG-3.01%	0.8

注意：基金過往業績並不代表將來的表現。基金價格可升可跌，投資者可能無法全數收回已投資的金額。此投資表現報告內的資料以基金貨幣(澳門幣)計算。如欲獲取更多基金資料，請前往我們的網站 www.mic.com.mo 並登入閣下之退休基金帳戶。

Note: Past performance is not a guide to the future. Unit price may fall as well as rise and investors may not get back the full amount invested. All performance data in this report is in the currency of the fund (MOP). For more detailed fund information, please visit our website at www.mic.com.mo and login to your Pension Fund Account.

基金資料 Fund Information

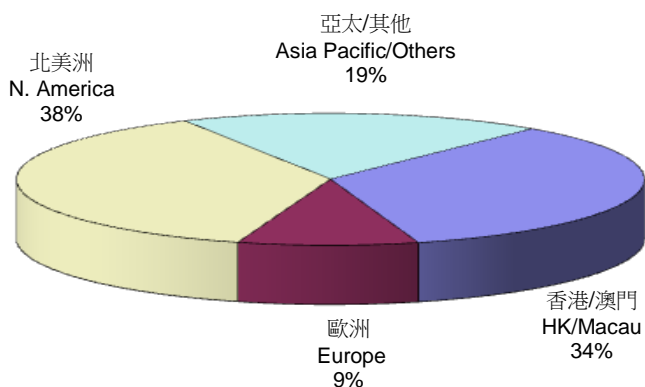
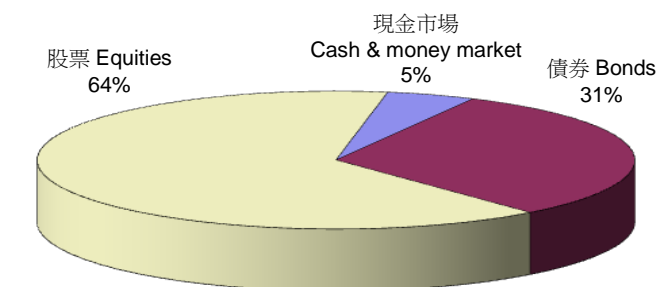
基金類別 Fund Type	增長基金 Growth Fund
成立日期 Inception Date	10.10.2003
風險程度 Risk Level	中至高 Medium / High
投資目標 Investment Objective	資本增值 Capital appreciation
資產組合 Asset Allocation	33% 債券及現金市場 Bonds & Money Market, 三分之二 股票 Equities
綜合資產管理費 All-in-one Management Fee	1% p.a.

基金表現 Fund Performance

單位價格 Unit Price 31.03.2019 MOP170.36

年初至今 YTD	一年 1 Year	五年 5 Years	成立至今 Since Inception
8.19%	1.49%	16.53%	70.36%

資產分佈 Asset Allocation



十大資產 Top Ten Holdings	%
MICROSOFT CORP.	1.3
APPLE INC.	1.2
AMAZON.COM INC.	1.0
HONG KONG GOVT BOND PROGRAMME-1.1%	1.0
ALPHABET INC.	1.0
HONG KONG GOVT BOND PROGRAMME-1.68%	0.8
HK SCIENCE & TECH PARKS-3.2%	0.7
ISHARES MSCI INDIA ETF	0.7
MUFG BANK LTD/HONG KONG-3.01%	0.7
MTR CORP CI LTD-2.65%	0.6

注意：基金過往業績並不代表將來的表現。基金價格可升可跌，投資者可能無法全數收回已投資的金額。此投資表現報告內的資料以基金貨幣(澳門幣)計算。如欲獲取更多基金資料，請前往我們的網站 www.mic.com.mo 並登入閣下之退休基金帳戶。

Note: Past performance is not a guide to the future. Unit price may fall as well as rise and investors may not get back the full amount invested. All performance data in this report is in the currency of the fund (MOP). For more detailed fund information, please visit our website at www.mic.com.mo and login to your Pension Fund Account.

「MPFM 增長基金」退休基金 Pension Fund “MPFM Growth Fund”

投資表現報告 – 2019 年第 1 季
Performance Report – 1st Quarter 2019

基金資料 Fund Information

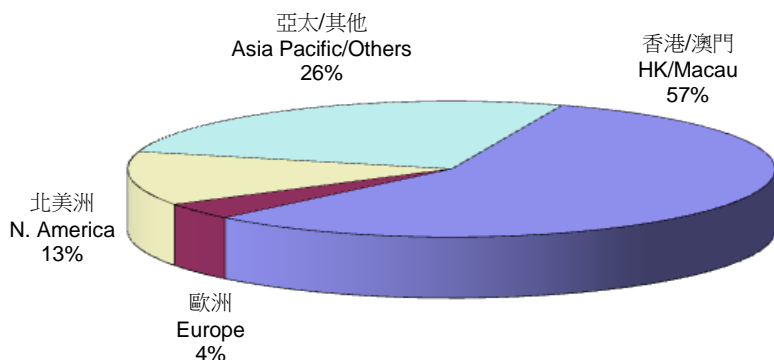
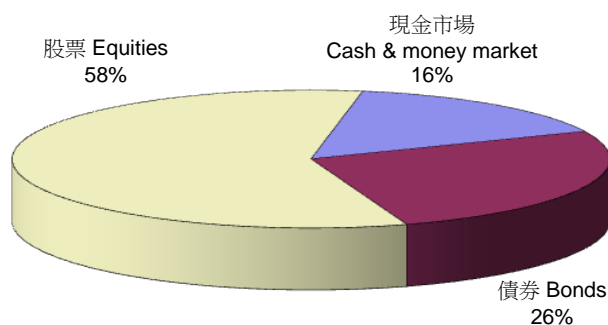
基金類別 Fund Type	增長基金 Growth Fund
成立日期 Inception Date	04.11.2011
風險程度 Risk Level	中至高 Medium / High
投資目標 Investment Objective	資本增值 Capital appreciation
資產組合 Asset Allocation	30-40% 債券及現金市場 Bonds & Money Market, 60-70% 股票 Equities
綜合資產管理費 All-in-one Management Fee	1% p.a.

基金表現 Fund Performance

單位價格 Unit Price 31.03.2019 MOP144.82

年初至今 YTD	一年 1 Year	五年 5 Years	成立至今 Since Inception
8.24%	-1.62%	26.17%	44.82%

資產分佈 Asset Allocation



十大資產 Top Ten Holdings	%
TENCENT HOLDINGS LTD	2.6
AIA GROUP LTD	1.8
PING AN INSURANCE GRP CO OF CHINA LTD-H	1.6
CHINA CONSTRUCTION BANK CORP-H	1.5
ALIBABA GROUP HOLDING LIMITED-ADR	1.2
CHINA MOBILE LTD	1.1
HSBC HOLDINGS PLC	0.9
CNOOC LTD	0.9
HONG KONG EXCHANGES AND CLEARING LTD	0.8
HONG KONG GOVT BOND PROGRAMME-1.1%	0.8

注意：基金過往業績並不代表將來的表現。基金價格可升可跌，投資者可能無法全數收回已投資的金額。此投資表現報告內的資料以基金貨幣(澳門幣)計算。如欲獲取更多基金資料，請前往我們的網站 www.mic.com.mo 並登入閣下之退休基金帳戶。

Note: Past performance is not a guide to the future. Unit price may fall as well as rise and investors may not get back the full amount invested. All performance data in this report is in the currency of the fund (MOP). For more detailed fund information, please visit our website at www.mic.com.mo and login to your Pension Fund Account.

基金資料 Fund Information

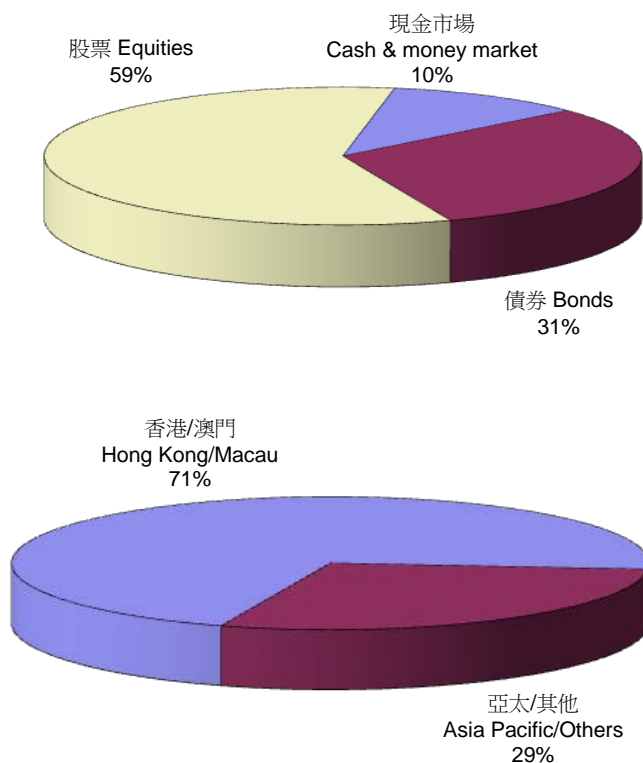
基金類別 Fund Type	大中華基金 Greater China Fund
成立日期 Inception Date	12.10.2006
風險程度 Risk Level	中至高 Medium / High
投資目標 Investment Objective	資本增值 Capital appreciation
資產組合 Asset Allocation	30% 債券及現金市場 Bonds & Money Market, 70% 大中華股票 Greater China Equities
綜合資產管理費 All-in-one Management Fee	1% p.a.

基金表現 Fund Performance

單位價格 Unit Price 31.03.2019 MOP184.26

年初至今 YTD	一年 1 Year	五年 5 Years	成立至今 Since Inception
7.72%	-0.87%	14.56%	84.26%

資產分佈 Asset Allocation



十大資產 Top Ten Holdings	%
TENCENT HOLDINGS	5.9
CHINA CONSTRUCTION BANK	5.0
CHINA MOBILE	4.2
PING AN INSURANCE (H)	4.2
ICBC	3.6
HSBC HOLDINGS	2.9
AIA GROUP LTD.	2.9
BANK OF CHINA	2.4
CNOOC	2.2
HONG KONG EXCHANGE & CLEARING	1.0

注意：基金過往業績並不代表將來的表現。基金價格可升可跌，投資者可能無法全數收回已投資的金額。此投資表現報告內的資料以基金貨幣(澳門幣)計算。如欲獲取更多基金資料，請前往我們的網站 www.mic.com.mo 並登入閣下之退休基金帳戶。

Note: Past performance is not a guide to the future. Unit price may fall as well as rise and investors may not get back the full amount invested. All performance data in this report is in the currency of the fund (MOP). For more detailed fund information, please visit our website at www.mic.com.mo and login to your Pension Fund Account.

「MPFM 騰龍基金」退休基金 Pension Fund “MPFM Dragon Fund”

投資表現報告 – 2019 年第 1 季
Performance Report – 1ST Quarter 2019

基金資料 Fund Information

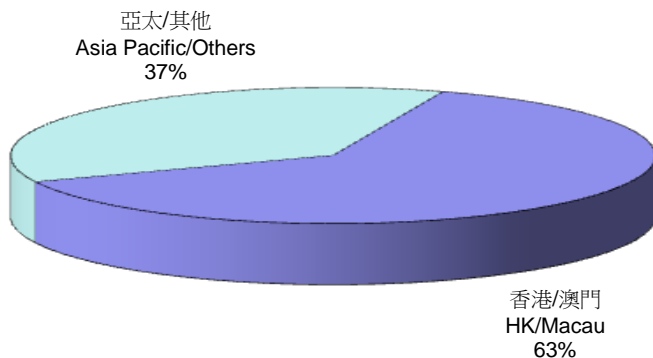
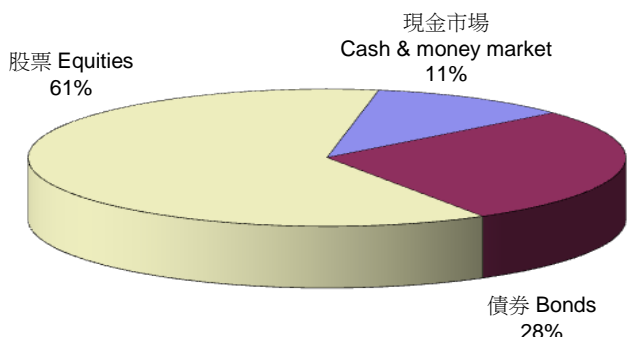
基金類別 Fund Type	大中華基金 Greater China Fund
成立日期 Inception Date	04.11.2011
風險程度 Risk Level	中至高 Medium / High
投資目標 Investment Objective	資本增值 Capital appreciation
資產組合 Asset Allocation	30-40% 債券及現金市場 Bonds & Money Market, 60-70% 大中華股票 Greater China Equities
綜合資產管理費 All-in-one Management Fee	1% p.a.

基金表現 Fund Performance

單位價格 Unit Price 31.03.2019 MOP146.22

年初至今 YTD	一年 1 Year	五年 5 Years	成立至今 Since Inception
8.73%	-2.14%	29.86%	46.22%

資產分佈 Asset Allocation



十大資產 Top Ten Holdings	%
TENCENT HOLDINGS LTD	4.1
PING AN INSURANCE GRP CO OF CHINA LTD-H	3.2
CHINA CONSTRUCTION BANK CORP-H	3.0
AIA GROUP LTD	2.7
CHINA MOBILE LTD	2.3
CNOOC LTD	1.8
ALIBABA GROUP HOLDING LIMITED-ADR	1.6
HONG KONG EXCHANGES AND CLEARING LTD	1.6
HSBC HOLDINGS PLC	1.5
SUNAC CHINA HOLDINGS LTD	1.4

注意：基金過往業績並不代表將來的表現。基金價格可升可跌，投資者可能無法全數收回已投資的金額。此投資表現報告內的資料以基金貨幣(澳門幣)計算。如欲獲取更多基金資料，請前往我們的網站 www.mic.com.mo 並登入閣下之退休基金帳戶。

Note: Past performance is not a guide to the future. Unit price may fall as well as rise and investors may not get back the full amount invested. All performance data in this report is in the currency of the fund (MOP). For more detailed fund information, please visit our website at www.mic.com.mo and login to your Pension Fund Account.